

Where to find a



close to you

Plumbing and Heating



January 2011



North Seaton Road Ashington NE63 8ST
 ☎ (01670) **532 047** Fax (01670) 532 046



Shadon Way Portobello Industrial Estate Birtley DH3 2SW
 ☎ (0191) **492 8157** Fax (0191) 492 8156



Riversdale Way Newburn Haugh Industrial Estate Newcastle NE15 8SF
 ☎ (0191) **229 5060** Fax (0191) 229 5061



Cheltenham Road Off Sedgefield Way Portrack Interchange Business Park
 Stockton TS18 2AD ☎ (01642) **525 595** Fax (01642) 525 596



Bridge End Industrial Estate Hexham NE46 4DO
 ☎ (01434) **600 096** Fax (01434) 600 063



Northumberland Road Tweedmouth Berwick TD15 2AS
 ☎ (01289) **301 900** Fax (01289) 306 497



North Seaton Road Ashington NE63 8ST
 ☎ (01670) **819 363** Fax (01670) 853 752



Northumberland Road Tweedmouth Berwick TD15 2AS
 ☎ (01289) **304 211** Fax (01289) 306 497



Shadon Way Portobello Industrial Estate Birtley DH3 2SW
 ☎ (0191) **492 3393** Fax (0191) 492 3099



Station Approach East Boldon NE36 0AB
 ☎ (0191) **537 2155** Fax (0191) 536 9658



St Nicholas Bridge Carlisle CA2 4AA
 ☎ (01228) **542 011** Fax (01228) 512 323



Burnfoot Industrial Estate Hawick TD9 8RH
 ☎ (01450) **371 048** Fax (01450) 378 527



Bridge End Industrial Estate Hexham NE46 4DO
 ☎ (01434) **600 062** Fax (01434) 600 063



Longbeck Industrial Estate Marske TS11 6HB
 ☎ (01642) **479 166** Fax (01642) 490 973



Riversdale Way Newburn Haugh Industrial Estate Newburn NE15 8SF
 ☎ (0191) **229 5050** Fax (0191) 229 5051



Cheltenham Road Off Sedgefield Way Portrack Interchange Business Park
 Stockton TS18 2AD ☎ (01642) **673 215** Fax (01642) 613 127

ATL 5 Railway Street Bishop Auckland DL14 7LR
 ☎ (01388) **607 772** Fax (01388) 601 538

West Side Sutherland Quay South Shields NE34 9PL
 ☎ (0191) **489 4481** Fax (0191) 430 0204

West Side Sutherland Quay South Shields NE34 9PL
 ☎ (0191) **430 9665** Fax (0191) 430 9650



OPEN ALL HOURS
www.jtdove.co.uk
 Our Brand New Interactive
 Website Has Now Gone LIVE!
 Register on-line now
 for trade pricing exclusive to you

Whilst every care has been taken to ensure that the information and prices in this catalogue was accurate at the time of printing, we reserve the right to change specifications and prices without prior notice. All prices shown exclude vat. Trade special offers available only while stocks last. Any VAT inclusive prices calculated at the current rate

'An independant local company, here to serve local people'



DESCRIPTION	PRICE £ ea excl vat	DESCRIPTION	PRICE £ ea excl vat
403679	CO11R 10X8 S/R RED COUPLING	2.99	
403687	CO11R 15X8 S/R RED COUPLING	2.29	
403695	CO11R 15X10 S/R RED COUPLING	2.29	
435619	CO1R 22X15mm S/R RED COUPLING	1.49	
403709	CO11R 26X15 S/R RED COUPLING	4.99	
435627	CO1R 28X22mm S/R RED COUPLING	2.99	
403717	CO6 10X8 S/RING FITTING RED	2.29	
435643	CO6 15X8 S/RING FIT REDUCER	1.19	
435651	CO6 15X10 SOLDER RING REDUCER	0.79	
435678	CO6 22X15mm S/RING REDUCER	0.59	
403725	CO6 28X15 S/RING FITTING RED	2.19	
435686	CO6 28X22mm S/RING REDUCER	1.19	
403733	CO3 15mmX1/4 S/R STR MALE CONN	2.59	
403741	CO3 15mmX1/2 S/R STR MALE CONN	2.39	
435880	CO62 15mmX1/2" SR STR TAP CONN	1.49	
403768	CO62 15mmX3/4 S/R STR TAP CONN	3.79	
435899	CO62 22X3/4 SR STR TAP CONN	2.09	
435694	CO12 8mm S/RING 90DEG ELBOW	1.29	
435708	CO12 10mm S/RING 90D ELBOW	0.99	
435716	CO12 15mm S/RING 90D ELBOW	0.39	
435724	CO12 22mm S/RING 90D ELBOW	0.89	
435732	CO12 28mm S/RING 90DEG ELBOW	1.89	
436844	CO21 15mm S/RING 45DEG ELBOW	0.99	
436852	CO21 22mm S/RING 45DEG ELBOW	1.99	
435902	CO63 15X1/2 SR BENT TAP CONN	1.89	
403776	CO63 22X3/4 S/R BENT TAP CONN	5.69	
435767	CO24 8mm SOLDER RING EQUAL T	1.49	
435775	CO24 10mm S/RING EQUAL TEE	1.19	
435783	CO24 15mm S/RING EQUAL TEE	0.59	
435791	CO24 22mm S/RING EQUAL TEE	1.39	
435805	CO24 28mm S/RING EQUAL TEE	4.09	
436801	CO27 22X15X15 SR RED E&B TEE	2.09	
435813	CO25 22X22X15 SR RED BR/TEE	1.49	
436798	CO26 22X15X22 S/R RED END TEE	2.09	
435821	CO25 28X28X22 SR RED BRANCHTEE	7.29	
403784	CO61 8mm SOLDER RING STOP END	2.09	
403792	CO61 10mm SOLDER RING STOP END	1.89	
435856	CO61 15mm SOLDER RING STOP END	1.39	
435864	CO61 22mm SOLDER RING STOP END	2.29	
435872	CO61 28mm SOLDER RING STOP END	3.99	

**COMPRESSION FITTINGS**

434000	35601 8mm CXC COMP COUPLING	0.51
434019	35602 10mm CXC COMP COUPLING	0.71
434027	35604 15mm CXC COMP COUPLING	0.72
434035	35605 22mm CXC COMP COUPLING	1.25
434043	35606 28mm CXC COMP COUPLING	2.29
434078	35611 15X8mm CXC COMP COUPLING	0.93
434086	35612 15X10 CXC COMP COUPLING	1.03
434108	35614 22X15 CXC COMP COUPLING	1.13
434116	35617 28X22 CXC COMP COUPLING	2.40
402818	35618 10X8mm CXC COMP COUP	1.05
434124	35630 15mm FLANGED TANK CONN	1.03
434132	35631 22mm FLANGED TANK CONN	1.67
434140	28mm COMP FLANGED TANK CONNECT	2.49
402826	35635 8mm COMP STOP END	0.94
434159	35636 10mm COMP STOP END	0.94
434167	35638 15mm COMP STOP END	0.92
434175	35639 22mm COMP STOP END	1.24
434183	35640 28mm COMP STOP END	1.77
402834	35661 15mmX1/4" CXMI COMP COUP	1.56
434213	35663 10X1/4 CXMI COMP COUPLIN	1.13
434256	35671 15X1/2 CXMI COMP COUPLER	1.35
434264	15X3/4 CXMI COMP COUPLING	1.15
434272	22X1/2 CXMI COMP COUPLING	1.45
434280	35674 22X3/4 CXMI COMP COUPLER	1.35
434299	35675 22X1 CXMI COMP COUPLING	1.56
434302	35676 28X1 CXMI COMP COUPLING	2.29
434345	35691 15X1/2 CXFI COMP COUPLER	1.14
434353	35692 15X3/4 CXFI COMP COUPLER	1.67
402842	35693 22mmX1/2" CXFI COMP COUP	1.35
434388	35694 22X3/4 CXFI COMP COUPLER	1.45
434396	35695 22X1 CXFI COMP COUPLING	1.87
434418	35696 28X1 CXFI COMP COUPLING	2.29
434434	35700 15X1/2" COMP ST TAP CONN	1.46
434442	35701 15X3/4 COMP ST TAP CONN	1.77
434450	22X3/4 CXFI COMP STR TAP CONN	2.29
434469	35710 8mm CXC COMP ELBOW	1.15
434477	35711 10mm CXC COMP ELBOW	1.15
434485	35713 15mm CXC COMP ELBOW	1.14
434493	35714 22mm CXC COMP ELBOW	1.55
434507	35715 28mm CXC COMP ELBOW	3.24

DESCRIPTION	PRICE £ ea excl vat	DESCRIPTION	PRICE £ ea excl vat
434523	35741 15X1/2 CXMI COMP ELBOW	1.13	
434531	35743 22X3/4 CXMI COMP ELBOW	2.50	
434558	35744 22X1 CXMI COMP ELBOW	2.71	
434566	35745 28X1 CXMI COMP ELBOW	3.02	
434582	35766 15X1/2 CXFI COMP ELBOW	1.65	
434590	35767 22X3/4 CXFI COMP ELBOW	2.18	
434604	35768 22X1 CXFI COMP ELBOW	2.92	
434612	35769 28X1 CXFI COMP ELBOW	3.32	
434639	35775 15X1/2 COM W/PLATE ELBOW	2.20	
402850	35790 8mm CXCXC COMP EQ TEE	1.03	
434655	35791 10mm CXCXC COMP EQ TEE	1.03	
434663	35793 15mm COMP EQUAL TEE	1.03	
434671	35794 22mm CXCXC COMP EQ TEE	2.29	
434698	35795 28mm CXCXC COMP EQ TEE	4.28	
434728	35800 22X22X15 COMP REDUCE TEE	2.29	
402869	35823 15mm COMPRESSION NUT	0.42	
402877	35824 22mm COMPRESSION NUT	0.62	
402885	35825 28mm COMPRESSION NUT	0.94	
434817	35853 15mm CP CXC COMP COUP	1.89	
434884	35883 15 CX CP COMP ELBOW	2.19	
434892	35884 22mm CP CXC COMP ELBOW	2.89	
434914	35893 15 CP COMP EQUAL TEE	2.29	
402664	35232 3/4" BRASS BSP BLANK NUT	0.72	
402672	35256 1/2" CP BSP BLANK NUT	1.79	
402680	35257 3/4" CP BSP BLANK NUT	1.76	
436151	35261 8mm COPPER OLIVE	0.29	
436178	35262 10mm COPPER OLIVE	0.29	
436186	35263 12mm COPPER OLIVE	0.29	
436194	35264 15mm COPPER OLIVE	0.29	
436208	35265 22mm COPPER OLIVE	0.39	
436216	35266 28mm COPPER OLIVE	0.49	
402699	35270 15X8mm 3PART REDUC SET	0.94	
402702	35272 15X12mm 3PART REDUC SET	1.60	
402710	35275 28X22mm 3PART REDUC SET	1.79	
436232	15X10mm 3 PART REDUCING SET	1.17	
436240	22X15mm 3 PART REDUCING SET	1.13	
436259	28X15mm 3PART REDUCING SET	1.67	
402729	35300 1/2 BR BSP FLANGED B/NUT	0.41	
402737	35301 3/4 BR BSP FLANGED B/NUT	0.73	
402745	35303 1" BR BSP FLANGED B/NUT	0.84	
402788	3/8" 5LB LEAD X 15mm LEAD-LOC	5.84	
402796	1/2" 6LB LEAD X 15mm LEAD-LOC	5.95	
402753	35307 1/4" BRASS HEXAGON B/N	0.69	
402761	35309 1/2" BRASS HEXAGON B/N	1.69	

**BRASS FITTINGS**

378593	33007 3/4" X 1/2" BRASS BUSH	0.51
378607	33008 1" X 1/2" BRASS BUSH	0.93
378615	33009 1"X3/4" BRASS BUSH	0.82
378666	33006 1/2" X 3/8" BRASS BUSH	0.53
402613	33119 3/4" X 1/4" BRASS BUSH	1.69
402621	33120 3/4" X 3/8" BRASS BUSH	1.69
402575	3/8" BRASS HEXAGON NIPPLE	0.51
433888	1/2" BRASS HEXAGON NIPPLE	0.72
433896	33031 3/4 BR HEXAGON NIPPLE	1.13
402583	33103 15mm BLANKING DISC	0.49
402591	33104 22mm BLANKING DISC	0.53
402605	33105 28mm BLANKING DISC	0.82
402540	33023 3/8 BRASS RUNNING NIPPLE	1.26
402559	33024 1/2 BRASS RUNNING NIPPLE	1.77
402567	33025 3/4 BRASS RUNNING NIPPLE	2.80
402648	35229 3/8" BRASS BSP BLANK NUT	1.07
402656	35231 1/2" BRASS BSP BLANK NUT	0.63


**GENERAL VALVES**

433616	08901 15mm CXC GATE VALVE	2.34
433624	08902 22mm CXC GATE VALVE	3.65
433632	09002 28mm CXC GATE VALVE	5.73
433659	15901 1/2" TYPE A BRASS DOC	1.25
433667	17005 3/4" TYPE A BRASS DOC	3.55
57169	13901 1/2 BR B/COCK CW H/UNION	3.01
56170	1/2" HOSE UNION BIBCOCK W/ DCV	3.50
402281	1/2" CH BIBCOCK C/W H/ UNION	6.88
433586	10901 15mm BRASS CXC STOP VALVE	3.09
433608	11002 28mm BRASS CXC STOP VALVE	6.67
435996	15X20mm BRASS POLY STOPCOCK	4.39
402273	20X20mm BR POLY STOPCOCK	5.11
433802	15X25mm BRASS POLY STOP VALVE	3.86
433799	22X25mm BRASS POLY STOP VALVE	6.16
69035	PT1 1/2"HP BRASS BALLVALVE	2.92
70009	22001 1/2" HP PART 2 BALLVALVE	3.24
404128	83/4" D/CHEM B/F BALLVALVE	4.39

We're always lowering prices to give you the best deals around!



DESCRIPTION	PRICE £ ea excl vat	DESCRIPTION	PRICE £ ea excl vat
404136 F/MASTER PRO45B B/E FILL VALVE	13.59		
404063 41/2" ORANGE CISTERN FLOAT	0.65		
433640 24901 15mm LP CXC BR ISO VALVE	1.03		
433675 24902 15mm LP CXC CP ISO VALVE	1.03		
433950 24003 22mm BR CXC ISO VALVE	2.49		
433969 24004 22mm CP CXC ISOLATE VALV	2.25		
402303 15mmX1/2" CH STR SERVICE VALVE	1.55	PLUMBING SUNDRIES	
433780 24033 22X3/4 CP STR SER VALVE	4.05	404039 27"COP IMM HEAT & THERMOSTAT	12.19
402443 31320 15mm LEVER BALLVALVE CXC	3.24	404047 18" IMMERS HEATER THERMOSTAT	7.99
402451 31121 22mm LEVER BALLVALVE CXC	4.17	402400 IMMERSION HEAT PLUG & WASHER	2.29
402478 31122 28mm LEVER BALLVALVE CXC	6.05	403970 STR IMMERSION HEATER SPANNER	3.99
402311 15X3/4 CH WASH MAC TAP C/VALVE	1.98	436607 61110 250G LEADED SOLDER WIRE	6.09
433764 15mmX3/4" CP ANGLE WASHMAC TAP	1.46	436615 250G UNLEADED SOLDER WIRE	9.49
400742 27021 1.5M BLUE WASH MACH HOSE	4.59	403830 61210 60G LACO FLUX	1.99
400750 27024 2.5M BLUE WASH MACH HOSE	5.99	403849 61211 125G LACO FLUX	4.39
400831 27023 2.5M RED WASH MACH HOSE	5.99	403857 61212 475G LACO FLUX	11.09
400858 27020 1.5M RED WASH MACH HOSE	4.59	104485 50GR SMALL POWERFLOW FLUX	2.69
402338 27035 1.5M GREY PVC O/LET HOSE	3.99	104493 100GR MEDIUM POWERFLOW FLUX	4.69
402346 27036 2.5M GREY PVC O/LET HOSE	4.59	104507 350GR LARGE POWERFLOW FLUX	8.20
436070 15X3/4X500 CP FLEX TAP CONNECT	4.29	104515 400GR BOSS WHITE JOINT COMPOUND	2.39
402354 15X3/8X300mm CP FLEX TAP CONN	3.69	69426 61365 425ML ARTIC PIPE FREEZER	10.09
436089 22X3/4X500 CP FLEX TAP CONNECT	4.61	401978 61366 ARTIC FREEZING JACKET	1.29
436097 15X1/2 FLEX ISO VALVE T/CONN	1.63	74012 50mmX25M CLOSURE PLATE TAPE	6.39
436100 22X3/4 FLEX ISO VALVE T/CONN	3.89	69523 12mmX12M PTFE SEALING TAPE	0.19
402362 15X1/2 PLAST P/F FLEX TAP CONN	4.60	436674 61425 PTFE GAS TAPE	0.45
402370 22X3/4 PLAST P/F FLEX TAP CONN	5.52	403903 61430 SMOKE MATCHES BOX 12	0.69
402389 10mm MONO FLEXI TAP CONN PR	6.49	403911 61431 SMOKE PELLETS TUBE 10	4.79
402397 12mm MONO FLEXI TAP CONN PR	7.39	403814 1L COMAP C/HEAT SYS DESCALER	6.79
402419 1/2 BOTTLE AUTO AIR VENT&VALVE	3.65	403822 1L COMAP SLUDGE & FLUX REMOVER	6.99
402427 3/8 BOTTLE AUTO AIR VENT&VALVE	3.23	403954 500ML LS1 FERNOX INT LEAK SEAL	14.49
402435 15 BOTTLE AUTO AIR VENT&VALVE	3.12	403962 50ML LSX FERNOX EXT LEAK SEAL	3.99
402249 06003 1/2" BSP BRASS RAD VENT	0.62	403873 400ML ARTIC GAS LEAK SPRAY	2.49
402257 06004 1/8" BSP AUTO AIR VENT	0.62	403938 61435 250ML GAS LEAK DETECTOR	2.59
402265 06005 BRASS AIR VENT KEY	0.64	403946 CARBON MONOXIDE DETECT T/PK	4.39
403091 INTERNAL CLEAR PVC FLUSHCONE	0.49	403989 4"/100mm NYLON DRAIN TEST PLUG	4.13
403105 18"X10" WH LOW LEVEL FLUSHPIPE	1.91	403997 6"/150mm NYLON DRAIN TEST PLUG	5.09
404055 85015 INTERNAL FLUSHPIPE CONN	0.75	403881 61421 170G STEEL WOOL	2.55
59641 50321 91/2X11/2 OVAL LL SYPHON	3.79	390305 500G KOS FIRE CEMENT	2.04
404071 15mm WHITE HINGED PIPE CLIP	0.06	390313 1KG KOS FIRE CEMENT	3.42
404098 22mm WHITE HINGED PIPE CLIP	0.08	390321 2KG KOS FIRE CEMENT	6.65
404101 28mm WHITE HINGED PIPE CLIP	0.11	390348 6KG KOS FIRE CEMENT	14.72
		390356 113 750GM PLUMBERS PUTTY	3.56
		390364 290ML WH PLUMBERS GOLD SEALANT	8.63

DESCRIPTION	PRICE £ ea excl vat	DESCRIPTION	PRICE £ ea excl vat
			
		GAS PRODUCTS	
59609 10mm PIPE INSERT	0.19	402486 1/2" LEVER BALLVALVE FOR GAS	3.97
59633 15mm PIPE INSERT	0.19	402494 3/4" LEVER BALLVALVE FOR GAS	5.23
59676 22mm PIPE INSERT	0.19	402508 15mm LEVER BALLVALVE FOR GAS	4.06
59005 10mm STRAIGHT CONNECTOR	1.19	402516 22mm LEVER BALLVALVE FOR GAS	5.64
59013 15mm STRAIGHT CONNECTOR	0.89	402524 28mm LEVER BALLVALVE FOR GAS	9.18
59048 22mm STRAIGHT CONNECTOR	1.29	436267 15mm CXC MINI BALLVALVE CP	3.29
59919 15X10mm RED STR COUPLER	1.99	403121 57152 10mm NURSERY GAS COCK	10.29
59943 22X15mm RED STR COUPLER	2.29	402893 2"X8mm CP GAS RESTRICT ELBOW	3.00
59064 10mm EQUAL ELBOW	1.39	402907 4"X8mm CP GAS RESTRICT ELBOW	4.89
59072 15mm EQUAL ELBOW	0.99	74063 8mm CP GAS RESTRICTOR KIT	3.64
59110 22mm EQUAL ELBOW	1.59	402915 37008 CP GAS FLOOR PLATE	1.66
59854 10X10mm STEM ELBOW	1.69	402923 15mmX1/4 MI GAS END FEED ADAPT	0.96
59218 15X15mm STEM ELBOW	1.89	402931 23"X18" GAS FIRE CLOSURE PLATE	4.14
59129 10mm EQUAL TEE	1.59	74071 38003 1.25MX8mm CP GAS TUBE	4.15
59137 15mm EQUAL TEE	1.49	402974 UNIV GAS FIRE THERMOCOUPLE	4.59
59153 22mm EQUAL TEE	2.09	76732 37191 900mm UNIV THERMOCOUPLE	3.19
57703 15X10X10mm REDUCING TEE	2.39	402958 22mmX1" GAS METER UNION BS746	2.48
57711 15X15X10mm REDUCING TEE	2.19	402966 15X1/2 GAS COOK ANG B/P ADAPT	4.79
58785 22X22X15mm REDUCING TEE	2.49	402982 COOKER STABILITY CHAIN & HOOK	1.50
59285 15X1/2 STR TAP CONNECTOR	1.69	404179 40400 STABILITY CHAIN & S/HOOK	5.89
59293 15X3/4 STR TAP CONNECTOR	1.89		
59307 22X3/4 STR TAP CONNECTOR	2.09	SPEEDFIT PIPE AND FITTINGS	
59331 15X1/2 BENT TAP CONNECTOR	2.09	59544 10mmX50M SPEEDPEX BARRIER PIPE	36.09
59161 10mm STOP END	1.09	59552 10mmX100M SPEEDPEX BARRIER PIPE	71.99
59188 15mm STOP END	1.19	58742 22mmX50M SPEEDPEX BARRIER PIPE	91.99
59196 22mm STOP END	1.39	59587 15mmX3M SPEEDPEX BARRIER PIPE	2.59
59226 15X10mm REDUCER	0.99	58858 15mmX6M SPEEDPEX BARRIER PIPE	4.99
59234 22X15mm REDUCER	1.29	59595 22mmX3M SPEEDPEX BARRIER PIPE	4.89
59862 22X10mm 4 WAY MANIFOLD S/FIT	4.89	58815 22mmX6M SPEEDPEX BARRIER PIPE	9.79
58777 15mm STOP VALVE	3.99	58874 15mmX25mm POLY BARRIER PIPE	24.49
58769 22mm STOP VALVE	5.99	58866 15mmX50M POLY BARRIER PIPE	48.99
59447 15X3/4 WASH MACHINE TAP	2.69	58912 15mmX100M POLY BARRIER PIPE	97.89
59463 15mm EMERGENCY SHUT OFF TAP	2.99	58890 15mmX120M POLY BARRIER PIPE	117.29
59838 15mm PLASTIC SERVICE VALVE	3.19	58882 15mmX150M POLY BARRIER PIPE	146.79
59471 15mm BCH SERVICE VALVE	6.79	58831 22mmX25M POLY BARRIER PIPE	46.59
59811 15X1/2 BCH SER VALVE WITH TAP CONN	6.69	58823 22mmX50M POLY BARRIER PIPE	93.19
59803 15mm BRASS STOP VALVE	8.69	58750 10mm SUPERSEAL PIPE INSERT	0.19
59781 15mm BRASS DRAIN COCK	3.79	59684 15mm SUPERSEAL PIPE INSERT	0.19
59757 15mm BENDING SPRING	12.69	59692 22mm SUPERSEAL PIPE INSERT	0.29
59765 22mm BENDING SPRING	14.29		
59773 PIPE CUTTER	12.63		
		PIPE INSULATION	
		112917 1MX15X9mm PIPE INSULATION	0.39
		112925 1MX22X9mm PIPE INSULATION	0.49
		112933 1MX28X9mm PIPE INSULATION	0.59

We're always lowering prices to give you the best deals around!



DESCRIPTION PRICE £
ea excl vat



DESCRIPTION PRICE £
ea excl vat



DESCRIPTION PRICE £
ea excl vat



DESCRIPTION PRICE £
ea excl vat

SPEEDFIT FLEXI HOSE

60801	15X1/2 300 S/FXU/N FLEXI HOSE	2.79
60828	15X3/4 300 S/FXU/N FLEXI HOSE	3.29
60836	22X3/4 300 S/FXU/N FLEXI HOSE	3.49
60909	15X1/2 500 S/FXU/N FLEXI HOSE	4.09
60917	15X3/4 500 S/FXU/N FLEXI HOSE	4.59
60941	22X3/4 500 S/FXU/N FLEXI HOSE	4.89
60879	15X15 300 SFXSF PVC FLEXI HOSE	3.69
60860	15X1/2 SF ELBOW PATT FLEXI HOSE	3.69
60844	15X1/2 SFXUN S/VAL FLEXI HOSE	6.09
60852	22X3/4 SFXUN S/VAL FLEXI HOSE	9.29
60887	15XM10 FLEXIHOSE FOR MB MIXER	5.49
60895	15XM12 FLEXIHOSE FOR MB MIXER	5.49



POLYPLUMB PIPE AND FITTINGS

377457	PB315B 15mm 3M BARRIER PIPE	4.90
377465	PB322B 22mm 3M BARRIER PIPE	9.28
377473	PB5010 10mmX50M BARRIER PIPE	67.55
377481	PB2515 15mmX25M BARRIER PIPE	38.80
377503	PB5015 15mmX50M BARRIER PIPE	77.57
380385	PB10015B 15mmX100M BARRIER PIPE	154.25
377511	PB2522 22mmX25M BARRIER PIPE	75.69
377538	PB5022 22mmX50M BARRIER PIPE	146.96
377546	PB010 10mm STR CONNECTOR	2.49
377554	PB015 15mm STR CONNECTOR	1.54
377562	PB022 22mm STR CONNECTOR	2.05
377570	PB110 10mm ELBOW	2.75
377589	PB115 15mm ELBOW	1.80
377597	PB122 22mm ELBOW	2.65
377600	PB1010 10mm SPIGOT ELBOW	2.87
377619	PB1015 15mm SPIGOT ELBOW	2.00

377627	PB1022 22mm SPIGOT ELBOW	2.97
377635	PB210 10mm EQUAL TEE	3.46
377643	PB215 15mm EQUAL TEE	2.59
377651	PB222 22mm EQUAL TEE	3.39
377716	PB1422 22X15X22 RED END TEE	3.49
377686	PB1115 15X15X10 RED BRCH TEE	3.54
377694	PB112210 22X22X10 RED BRCH TEE	3.55
377708	PB1122 22X22X15 RED BRCH TEE	3.47
377724	PB1515 15X10X10 RED B&END TEE	3.30
377732	PB1522 22X15X15 RED B&END TEE	3.37
377759	PB1622 15X15X22 RED END TEE	3.45
377767	PB1815 15X10mm SOCK REDUC	2.37
377775	PB1822 22X15mm SOCK REDUC	1.85
377929	PB3815 15mmX1/2" TANK CONN	2.03
377937	PB3822 22mmX3/4" TANK CONN	2.66
377783	PB715 15X1/2 STR TAP CONN	2.34
377791	PB71534 15X3/4 STR TAP CONN	2.74
377813	PB722 22X3/4 STR TAP CONN	2.99
377821	PB1715 15X1/2 BENT TAP CONN	3.20
377848	PB6815 15X1/2 FLEX TAP CONN	5.50
377945	PB3910 10mm RCB RAD CONN BEND	1.43
377880	PB910 10mm SPIGOT BLANK END	0.78
377899	PB915 15mm SPIGOT BLANK END	0.60
377902	PB922 22mm SPIGOT BLANK END	0.81
377856	PB1910 10mm SOCKET BLANK END	1.51
377864	PB1915 15mm SOCK BLANK END	1.21
377872	PB1922 22mm SOCKET BLANK END	1.75
377961	PB5915 15mm SHUT OFF VALVE	4.43
377996	PB6115mmX3/4" A VALVE	4.42
377953	PB6515 15X1/2 STR SER VALVE	6.48
377988	PB3615 15mm DRAINCOCK	4.73
377910	PB4822 22X10mm 4PORT M/FOLD	9.51
378003	PB6410 10mm PIPE STIFFENER	0.26
378011	PB6415 15mm PIPE STIFFENER	0.26
378038	PB6422 22mm PIPE STIFFENER	0.32
378054	PB2210 10mm NAILIN PIPECLIP	0.11
378062	PB2215 15M NAILIN PIPECLIP	0.19
378070	PB2222 22M NAILIN PIPECLIP	0.19
378046	PB777 PIPE CUTTER	6.59

MDPE PIPE AND FITTINGS

417513	25MX25MM BLUE MDPE POLY PIPE	12.19
417548	50MX20MM BLUE MDPE POLY PIPE	19.09
417556	50MX25MM BLUE MDPE POLY PIPE	24.39
417564	50MX32MM BLUE MDPE POLY PIPE	45.19
417599	100MX20MM BLUE MDPE POLY PIPE	38.19
417602	100MX25MM BLUE MDPE POLY PIPE	48.69
417610	100MX32MM BLUE MDPE POLY PIPE	81.59
417645	150MX20MM BLUE MDPE POLY PIPE	97.47
396036	20MM POLYFAST STRAIGHT COUPLER	2.99
396052	25MM POLYFAST STRAIGHT COUPLER	3.35
396060	32MM POLYFAST STRAIGHT COUPLER	8.07
396095	25X20 POLYFAST REDUCING COUPLER	6.23
396109	32X20 POLYFAST REDUCING COUPLER	10.75
396117	32X25 POLYFAST REDUCING COUPLER	10.75
396273	40120 20MM POLYFAST ELBOW	3.91
396281	40125 25MM POLYFAST ELBOW	5.75
396303	40132 32MM POLYFAST ELBOW	9.64
396400	40220 20MM POLYFAST EQUAL TEE	5.52
396419	40225 25MM POLYFAST EQUAL TEE	8.55
396435	40232 32MM POLYFAST EQUAL TEE	11.99
396230	20X1/2 BSP P/FAST MALE ADAPTOR	2.74
396257	25X3/4 BSP P/FAST MALE ADAPTOR	3.60
396206	20X1/2BSP PFAST FEMALE ADAPTOR	3.54
396222	25X3/4BSP PFAST FEMALE ADAPTOR	3.87
396974	25X15/22 PL STR TRANS COUPLER	9.32
396982	25X21/27 PL STR TRANS COUPLER	10.42
396990	25X27/35 PL STR TRANS COUPLER	14.27
396133	20X1/2 POLYFAST METIMP COUPLER	4.09
396141	25X3/4 POLYFAST METIMP COUPLER	5.24
396168	20X15 (1/2) PFAST COP/PB ADAPT	3.54
396176	25X15 (1/2) PFAST COP/PB ADAPT	4.02

396184	25X22 (3/4) PFAST COP/PB ADAPT	4.53
396192	32X28 (1) PFAST COP/PB ADAPTOR	9.50
397024	20MM PLASTIC STOP COCK PF	17.04
397032	25MM PLASTIC STOP COCK PF	25.19
397040	32MM PLASTIC STOP COCK PF	41.31
396583	20MM PLASTIC PIPE STIFFENER PF	0.35
396591	25MM PLASTIC PIPE STIFFENER PF	0.40
396605	32MM PLASTIC PIPE STIFFENER PF	0.53
396648	25X20 P/FAST MDPE REDUCING SET	2.19
396672	32X20 P/FAST MDPE REDUCING SET	3.03
396680	32X25 P/FAST MDPE REDUCING SET	3.03
396559	30920 20MM POLYFAST END PLUG	0.96
396567	30925 25MM POLYFAST END PLUG	1.21
396575	30932 32MM POLYFAST END PLUG	1.41
397059	20X15 CU PFAST COP ADAPTOR SET	2.06
397067	25X15 CU PFAST COP ADAPTOR SET	3.03
396753	25X22 CU PFAST COP ADAPTOR SET	2.55




HALF ROUND GUTTER & FITTINGS





373907	RR101 112X4 BLK H/R GUTTER	12.95
373915	RR100 112X2 BLK H/R GUTTER	7.59
373923	RR109 112 BLK H/R G/BRKT	1.13
373931	RR108 112 BLK HR INT S/END	1.29
373958	RR107 112 BLK HR EXT S/END	1.84
373966	RR105 112 BLK H/R R/OUTLET	3.43
373974	RR104 112 BLK HR 135 ANGLE	5.31
373982	RR103 112 BLK HR 90 ANGLE	4.14
373990	RR102 112 BLK HR U/BRKT	2.17



ROUND DOWNPIPE PIPE & FITTINGS


374008	RR123 68X4 BLK RND RW PIPE	13.11
374016	RR121 68X2.5 BLK RND RWPIPE	8.74
374024	RR138 68 BLK RND RWP S/BRKT	1.60
374032	RR135 68 BLK RND ACC PIPE	12.69


We're always lowering prices to give you the best deals around!

DESCRIPTION	PRICE £ ea excl vat	DESCRIPTION	PRICE £ ea excl vat
374040 RR132 68 BLK RND 92.5 O/BND	3.76	374911 SB417B 110 SOIL 92.5 BEND DS	14.33
374059 RR131 68 BLK RND CI/AC CONN	4.28	374938 SC43B 110 SOIL PIPE BRACKET	2.19
374067 RR130 68 BLK RND HOP HEAD	11.76	374946 SC44B 110 SOIL PIPE BRACKET	2.19
374075 RR129 68 BLK RND P/B RANCH	8.03	374954 SCV40B 110 SOIL VENT COWL	15.73
374083 RR128 68 BLK RND RWP SHOE	2.78	374962 SE60B 110 SOIL SH/BOSS PIPE	3.29
374091 RR127 68 BLK RND 112.5 OBND	2.65	374970 SG40B 110 SOIL STRAP BOSS	3.60
374105 RR125 68 BLK RND RWP CONN	1.89	374989 SH400 400X400 FLAT W/SLATE	24.23
		374997 SH43B 110 SOIL SING SOCKET	5.41
SQUARE GUTTER & FITTINGS		375098 SH44B 110 SOIL DBLE SOCKET	9.58
374113 RS201 112X4 BLK SQ GUTTER	13.52	375152 SH46B 110 SOIL SOCKET PLUG	5.87
374121 RS200 112X2 BLK SQ GUTTER	8.03	375160 SJ454B 110 SOIL BOSS PIPE	8.62
374148 RS209 112 BLK SQ G/BRKT	1.20	375195 SN32 32 SOIL BOSS ADAPT RUB	1.69
374156 RS208 112 BLK SQ INT S/END	1.45	375217 SN40 40 SOIL BOSS ADAPT RUB	1.69
374164 RS207 112 BLK SQ EXT S/END	1.90	375233 SO65B 110 SOIL WASTE REDUCE	7.01
374172 RS205 112 BLK SQ R/OUTLET	3.68	375292 ST401B 110 SOIL 92.5 S/BRANCH	18.94
374180 RS204 112 BLK SQ 135 ANGLE	5.48	375365 ST410B 110 SOIL 92.5 A/BRANCH	33.98
374199 RS203 112 BLK SQ 90 ANGLE	4.40	375373 SV42B 110 SOIL VENT TERMINAL	2.77
374202 RS202 112 BLK SQ U/BRKT	2.50	375381 SV457 457X457 ANGLE W/SLATE	27.66
SQUARE DOWNPIPE & FITTINGS		375454 SV48B 110 SOIL WEATH COLLAR	3.67
374210 RS223 65X4 BLK SQ RW PIPE	14.03	376558 SPV110B SOIL AIR ADMIT VALVE	37.24
374229 RS221 65X2.5 BLK SQ RW PIPE	9.59	375462 SW80B 32mm SOIL B/ADAPTOR	2.27
374237 RS231 65 BLK SQ RWP ADAPT	3.32	375470 SW81B 40mm SOIL B/ADAPTOR	2.07
374288 RS229 65 BLK SQ P/B RANCH	8.52		
374296 RS228 65 BLK SQ RWP SHOE	3.32	PUSHFIT WASTE PIPE & FITTINGS	
374318 RS227 65 BLK SQ 112.5 O/BND	2.85	375543 WP11B 32X3M PF WASTE PIPE	3.02
374326 RS226 65 BLK SQ RWP BRKT	1.35	375551 WP12B 40X3M PF WASTE PIPE	3.73
374334 RS225 65 BLK SQ RWP CONN	2.27	375691 WP13B 32 PF WASTE S/BEND	1.13
		375799 WP14B 40 PF WASTE S/BEND	1.13
SOIL PIPE & FITTINGS		375810 WP15B 32 PF WASTE K/BEND	1.04
374776 SP430B 110X3 S/SOC SOIL PIPE	26.68	375829 WP16B 40 PF WASTE K/BEND	1.04
374784 SP440B 110X4 S/SOC SOIL PIPE	36.63	375837 WP17B 32 PF WASTE O/BEND	1.04
374806 SA43B 110 SOIL ACC PIPE SS	19.52	375845 WP18B 40 PF WASTE O/BEND	1.04
374830 SA62B 110 SOIL ACC CAP SPIG	9.66	375853 WP21B 32 PF WASTE SWPT TEE	1.13
374849 SA63B 110 SOIL ACC CAP SOCK	10.25	375918 WP22B 40 PF WASTE SWPT TEE	1.04
374857 SB403B 110 SOIL 135 BEND DS	13.52	375942 WP23B 32 PF WASTE S/BEND	1.04
374865 SB404B 110 SOIL 135 BEND SS	10.82	375950 WP24B 40 PF WASTE S/BEND	1.04
374873 SB409B 110 SOIL 92.5 BEND SS	12.89	375977 WP25B 32 PF WASTE STR COUP	1.13
374881 SB412B 110 SOIL 135 BEND SS	12.89	376086 WP26B 40 PF WASTE STR COUP	1.09
374903 SB413B 110 SOIL 92.5 A/BEND	29.41	376094 WP27B 40X32 PF WASTE RED	1.09

DESCRIPTION	PRICE £ ea excl vat	DESCRIPTION	PRICE £ ea excl vat
376124 WP33B 32 PF WASTE PIPE CLIP	0.33	376177 NS48W 21.5 SW OFLO B/ADAPT	0.78
376132 WP34B 40 PF WASTE PIPE CLIP	0.37	376884 VP49W 21.5 SW OFLO S/TANK CONN	0.76
376175 WP35B 32 PF WASTE TANK CON	1.25	376892 VP50W 21.5 SW OFLO B/TANK CONN	0.79
376183 WP36B 40 PF WASTE TANK CON	1.13	374733 S415W 32X21.5 S/W O/FLO RED	0.79
376310 WP29B 32 PF WASTE SOCKPLUG	1.13	374741 S416W 40X21.5 S/W O/FLO RED	0.79
376329 WP30B 40 PF WASTE SOCKPLUG	1.13	WASTE ANCILLARIES	
		376337 CF250 250ML CLEANING FLUID	6.14
SOLVENT WELD WASTE PIPE & FITTINGS		376345 GFC100 140G GAP FILL CEMENT	7.80
374342 WS11W 32 3M S/WELD W/PIPE	5.82	376353 SC125 125ML SOLVENT CEMENT	6.02
374350 WS12W 40 3M S/WELD W/PIPE	7.12	376361 SC250 250ML SOLVENT CEMENT	9.17
374377 WS15W 32 S/WELD W/BEND 90	1.14	376388 SG300 400ML LUBRICANT SPRAY	12.97
374385 WS16W 40 S/WELD W/BEND 90	1.14	376396 SG500 PIPE JOINT LUBRICANT	11.75
374393 WS17W 32 S/WELD W/BEND 45	1.14		
374407 WS18W 40 S/WELD W/BEND 45	1.14	WASTE TRAPS	
374415 WS21W 32 S/WELD W/TEE 92.5	1.26	376701 WP45PV 32mm A/S BOTTLE TRAP	4.78
374423 WS22W 40 S/WELD W/TEE 92.5	1.14	376728 WP46PV 40mm A/S BOTTLE TRAP	5.25
374458 WS23W 32 S/WELD W/BEND 92.5	1.14	376736 WT52 32mm TUB SWIVEL P TRAP	3.40
374466 WS24W 40 S/WELD W/BEND 92.5	1.14	376744 WT53 40mm TUB SWIVEL P TRAP	3.77
374512 WS25W 32 S/WELD W/COUP STR	1.06	376752 WT56 32mm TUB SWIVEL S TRAP	3.95
374520 WS26W 40 S/WELD W/COUP STR	1.14	376760 WT57 40mm TUB SWIVEL S TRAP	4.41
374539 WS28W 40X32 S/WELD W/RED	1.06	376787 WT58 40 L/L BATH WASTE TRAP	3.00
374547 WS29W 32 S/WELD W/ACC PLUG	1.26	376779 WT59 40mm WASH MACH TRAP	6.28
374563 WS30W 40 S/WELD W/ACC PLUG	1.26	378178 PST1 40mm SHOWER WASTE TRAP	7.28
374571 WS33W 32 S/WELD W/PIPE CLIP	0.34	378186 PST2 40mm SHOWER WASTE TRAP	8.68
374628 WS34W 40 S/WELD W/PIPE CLIP	0.37		
374636 WS35W 32 S/WELD W/TANK CON	1.26	WC PAN CONNECTORS	
374644 WS36W 40 S/WELD W/TANK CON	1.26	376612 SK40 110mm STR KFIT WC CONN	5.16
374652 WS44W 32 S/WELD W/PLUG SOC	1.26	376604 SK42 110mm KFIT 90D WC CONN	6.50
374660 WS45W 40 S/WELD W/PLUG SOC	1.26	378704 SK52 110 KF O/SET WC PAN CONN	5.53
		378720 SK54 110 KF FLEX WC PAN CONN	27.18
SOLVENT WELD OVERFLOW PIPE & FITTINGS			
374679 NS43W 21.5X3 SW OFLO PIPE	1.79		
374768 VS53W 21.5 S/W OFLO PIPE CLIP	0.26		
374687 NS44W 21.5 SW OFLO ST CONN	0.78		
374695 NS45W 21.5 SW OFLO 90 BEND	0.75		
374725 NS55W 21.5 SW OFLO 45 BEND	0.82		
374709 NS46W 21.5 S/W O/FLO 90 TEE	0.78		


DESCRIPTION	PRICE £ ea excl vat	DESCRIPTION	PRICE £ ea excl vat	DESCRIPTION	PRICE £ ea excl vat	DESCRIPTION	PRICE £ ea excl vat	
		383988	450X1200 K1 S/CONV COMP RAD	28.47	384984	450X700 K2 D/CONV COMP RAD	30.40	
LEAD		383996	450X1400 K1 S/CONV COMP RAD	33.23	384992	450X800 K2 D/CONV COMP RAD	34.75	
70750	3MX150MM CODE 4 LEAD	PRICE ON APPLICATION	384003	450X1600 K1 S/CONV COMP RAD	37.98	385026	450X900 K2 D/CONV COMP RAD	39.10
70769	3MX240MM CODE 4 LEAD	"	384011	450X1800 K1 S/CONV COMP RAD	42.74	387800	450X1000 K2 D/CONV COMP RAD	43.45
70777	3MX300MM CODE 4 LEAD	"	384038	450X2000 K1 S/CONV COMP RAD	47.50	387819	450X1100 K2 D/CONV COMP RAD	47.80
70874	3MX390MM CODE 4 LEAD	"	384046	450X2200 K1 S/CONV COMP RAD	52.25	387827	450X1200 K2 D/CONV COMP RAD	52.16
70890	3MX450MM CODE 4 LEAD	"	384054	450X2400 K1 S/CONV COMP RAD	57.01	387835	450X1400 K2 D/CONV COMP RAD	60.90
70920	6MX150MM CODE 4 LEAD	"	384062	450X2600 K1 S/CONV COMP RAD	61.76	387843	450X1600 K2 D/CONV COMP RAD	69.57
70939	6MX240MM CODE 4 LEAD	"	384070	450X2800 K1 S/CONV COMP RAD	66.52	387851	450X1800 K2 D/CONV COMP RAD	78.26
70971	6MX300MM CODE 4 LEAD	"	384089	450X3000 K1 S/CONV COMP RAD	71.27	387886	450X2000 K2 D/CONV COMP RAD	87.00
70998	6MX390MM CODE 4 LEAD	"	384097	600X400 K1 S/CONV COMP RAD	12.30	387894	450X2200 K2 D/CONV COMP RAD	95.74
71048	6MX450MM CODE 4 LEAD	"	384100	600X500 K1 S/CONV COMP RAD	15.39	387924	450X2400 K2 D/CONV COMP RAD	104.45
71552	450MM LEAD-RUB WEATHERING SLTE	22.59	384119	600X600 K1 S/CONV COMP RAD	18.49	387932	450X2600 K2 D/CONV COMP RAD	113.15
71560	0.5LT PATINATION OIL	3.89	384127	600X700 K1 S/CONV COMP RAD	21.59	387940	450X2800 K2 D/CONV COMP RAD	121.85
			384135	600X800 K1 S/CONV COMP RAD	24.68	387967	450X3000 K2 D/CONV COMP RAD	130.52
HEATING - RADIATORS			384143	600X900 K1 S/CONV COMP RAD	27.77	387975	600X400 K2 D/CONV COMP RAD	22.20
383775	300X500 K1 S/CONV COMP RAD	7.94	384151	600X1000 K1 S/CONV COMP RAD	30.90	387983	600X500 K2 D/CONV COMP RAD	27.78
383783	300X1000 K1 S/CONV COMP RAD	15.92	384178	600X1100 K1 S/CONV COMP RAD	33.98	387991	600X600 K2 D/CONV COMP RAD	33.38
383791	300X1500 K1 S/CONV COMP RAD	23.90	384186	600X1200 K1 S/CONV COMP RAD	37.06	388009	600X700 K2 D/CONV COMP RAD	38.92
383805	300X2000 K1 S/CONV COMP RAD	31.89	384194	600X1400 K1 S/CONV COMP RAD	43.30	388017	600X800 K2 D/CONV COMP RAD	44.50
383813	450X400 K1 S/CONV COMP RAD	9.45	384208	600X1600 K1 S/CONV COMP RAD	49.50	388025	600X900 K2 D/CONV COMP RAD	50.10
383864	450X500 K1 S/CONV COMP RAD	11.83	384216	600X1800 K1 S/CONV COMP RAD	55.65	388033	600X1000 K2 D/CONV COMP RAD	55.65
383872	450X600 K1 S/CONV COMP RAD	14.21	384224	600X2000 K1 S/CONV COMP RAD	61.86	388041	600X1100 K2 D/CONV COMP RAD	61.25
383902	450X700 K1 S/CONV COMP RAD	16.59	384232	600X2200 K1 S/CONV COMP RAD	68.03	388068	600X1200 K2 D/CONV COMP RAD	66.85
383929	450X800 K1 S/CONV COMP RAD	18.96	384240	600X2400 K1 S/CONV COMP RAD	74.30	388254	600X1400 K2 D/CONV COMP RAD	77.95
383937	450X900 K1 S/CONV COMP RAD	21.34	384259	600X2600 K1 S/CONV COMP RAD	80.43	388408	600X1600 K2 D/CONV COMP RAD	89.10
383945	450X1000 K1 S/CONV COMP RAD	23.72	384267	600X2800 K1 S/CONV COMP RAD	86.66	388416	600X1800 K2 D/CONV COMP RAD	100.25
383961	450X1100 K1 S/CONV COMP RAD	26.10	384275	600X3000 K1 S/CONV COMP RAD	92.93	388459	600X2000 K2 D/CONV COMP RAD	110.75
			384283	700X400 K1 S/CONV COMP RAD	14.09	388572	600X2200 K2 D/CONV COMP RAD	122.55
			384291	700X500 K1 S/CONV COMP RAD	17.70	388580	600X2400 K2 D/CONV COMP RAD	133.70
			384305	700X600 K1 S/CONV COMP RAD	21.22	388599	600X2600 K2 D/CONV COMP RAD	144.85
			384313	700X700 K1 S/CONV COMP RAD	24.77	388793	600X2800 K2 D/CONV COMP RAD	155.99
			384321	700X800 K1 S/CONV COMP RAD	28.33	388890	600X3000 K2 D/CONV COMP RAD	167.15
			384348	700X900 K1 S/CONV COMP RAD	31.87	388904	700X400 K2 D/CONV COMP RAD	25.35
			384356	700X1000 K1 S/CONV COMP RAD	35.40	388912	700X500 K2 D/CONV COMP RAD	31.72
			384364	700X1100 K1 S/CONV COMP RAD	38.97	388920	700X600 K2 D/CONV COMP RAD	38.05
			384372	700X1200 K1 S/CONV COMP RAD	42.55	388939	700X700 K2 D/CONV COMP RAD	44.44
			384380	700X1400 K1 S/CONV COMP RAD	49.60	388947	700X800 K2 D/CONV COMP RAD	50.90
			384399	700X1600 K1 S/CONV COMP RAD	56.75	388955	700X900 K2 D/CONV COMP RAD	57.13
			384402	700X1800 K1 S/CONV COMP RAD	63.80	388963	700X1000 K2 D/CONV COMP RAD	63.52
			384410	700X2000 K1 S/CONV COMP RAD	70.94	388971	700X1100 K2 D/CONV COMP RAD	69.86
			384909	300X500 K2 D/CONV COMP RAD	15.34	388988	700X1200 K2 D/CONV COMP RAD	76.21
			384917	300X1000 K2 D/CONV COMP RAD	30.70	389005	700X1400 K2 D/CONV COMP RAD	88.98
			384925	300X1500 K2 D/CONV COMP RAD	46.07	389013	700X1600 K2 D/CONV COMP RAD	101.67
			384933	300X200 K2 D/CONV COMP RAD	61.44	389021	700X1800 K2 D/CONV COMP RAD	114.40
			384941	450X400 K2 D/CONV COMP RAD	17.35	389048	700X2000 K2 D/CONV COMP RAD	127.15
			384968	450X500 K2 D/CONV COMP RAD	21.70	384429	300X500 P+ D/PAN COMP RAD	11.93
			384976	450X600 K2 D/CONV COMP RAD	26.05	384437	300X1000 P+ D/PAN COMP RAD	23.86
						384445	300X1500 P+ D/PAN COMP RAD	35.81
						384453	300X2000 P+ D/PAN COMP RAD	47.74
						384461	450X400 P+ D/PAN COMP RAD	13.71
						384488	450X500 P+ D/PAN COMP RAD	17.15
						384496	450X600 P+ D/PAN COMP RAD	20.57
						384518	450X700 P+ D/PAN COMP RAD	24.00
						384526	450X800 P+ D/PAN COMP RAD	27.43
						384534	450X900 P+ D/PAN COMP RAD	30.88
						384542	450X100 P+ D/PAN COMP RAD	34.30
						384550	450X1100 P+ D/PAN COMP RAD	37.74
						384569	450X1200 P+ D/PAN COMP RAD	41.17
						384577	450X1400 P+ D/PAN COMP RAD	48.05
						384585	450X1600 P+ D/PAN COMP RAD	54.90
						384593	450X1800 P+ D/PAN COMP RAD	61.83
						384607	450X2000 P+ D/PAN COMP RAD	68.70
						384615	600X400 P+ D/PAN COMP RAD	17.67
						384623	600X500 P+ D/PAN COMP RAD	22.09
						384631	600X600 P+ D/PAN COMP RAD	26.52






ACL 24 Hour programmer Ref LP241

Only... **£47.59** plus vat




ACL 24 Hour timeswitch Ref LP11 **£38.79**




Salus RT500 RF programmable room thermostat **£35.56**

Salus RT300 RF electronic thermostat **£30.00**



DESCRIPTION	PRICE £ ea excl vat	
384658	600X700 P+ D/PAN COMP RAD	30.96
384666	600X800 P+ D/PAN COMP RAD	35.40
384674	600X900 P+ D/PAN COMP RAD	39.80
384682	600X1000 P+ D/PAN COMP RAD	43.80
384690	600X1100 P+ D/PAN COMP RAD	48.70
384704	600X1200 P+ D/PAN COMP RAD	53.10
384712	600X1400 P+ D/PAN COMP RAD	61.96
384720	600X1600 P+ D/PAN COMP RAD	70.80
384739	600X1800 P+ D/PAN COMP RAD	79.66
384747	600X2000 P+ D/PAN COMP RAD	88.55
384755	700X400 P+ D/PAN COMP RAD	20.22
384763	700X500 P+ D/PAN COMP RAD	25.32
384771	700X600 P+ D/PAN COMP RAD	30.37
384798	700X700 P+ D/PAN COMP RAD	35.45
384801	700X800 P+ D/PAN COMP RAD	40.51
384828	700X900 P+ D/PAN COMP RAD	45.56
384836	700X1000 P+ D/PAN COMP RAD	50.63
384844	700X1100 P+ D/PAN COMP RAD	55.72
384852	700X1200 P+ D/PAN COMP RAD	60.78
384860	700X1400 P+ D/PAN COMP RAD	70.99
384879	700X1600 P+ D/PAN COMP RAD	81.06
384887	700X1800 P+ D/PAN COMP RAD	91.20
384895	700X2000 P+ D/PAN COMP RAD	101.38



TOWEL RAILS

67962	730X450 WH CURVED TOWEL RAIL	51.09
68977	1160X600 WH STRAIGHT TOWELRAIL	65.29
68985	1160X600 WH CURVED TOWELRAIL	68.29
68993	1160X450 CH STRAIGHT TOWELRAIL	116.29
67970	1160X450 CH CURVED TOWELRAIL	121.39
67989	1160X600 CH STRAIGHT TOWELRAIL	119.59
67997	1160X600 CH CURVED TOWELRAIL	125.09

Westherm **only...**

TRV & lockshield valve



£7.20
per set plus vat

RADIATOR VALVES

382566	ANG&LS RADVALV CW 8/10/15 REDS	12.89
382574	RT212 8mm ANG RADIATOR VALVE	8.09
382612	RT212 10mm ANG RADIATOR VALVE	8.09
382620	RT212 15mm ANG RADIATOR VALVE	8.09
112542	15mm CP COSMOS ANGLE RAD/VALVE	1.94
112550	10mm CP COSMOS ANGLE RAD/VALVE	1.94
112569	8mm CP COSMOS ANGLE RAD/VALVE	1.94
112623	8mm WT 5 ANG T/STAT RAD VALVE	6.89
402230	10mm WT 5 ANG T/STAT RAD VALVE	6.89
112682	15mm WT 5 ANG T/STAT RAD VALVE	6.89
402206	CP SPHERE ANGLE RAD VALVES PR	12.79
402214	CP SPHERE STR RAD VALVES PR	12.79
402222	15/22mm SPEC T/STAT MIX VALVE	47.89

BOILERS AND ACCESSORIES


381829	AVANTA PLUS 24C COMBI BOILER	553.00
381837	AVANTA PLUS 28C COMBI BOILER	601.00
381977	24C BETACOM C COMBI BOILER	379.00
381985	30C BETACOM C COMBI BOILER	399.00
382000	25HE ECO MAIN COMBI BOILER	579.00
382019	30HE ECO MAIN COMBI BOILER	633.00
382027	24HE MAIN COMBIBOIL FLUE&CLOCK	497.00
382035	30HE MAIN COMBIBOIL FLUE&CLOCK	591.00
381888	REMEHA STD TELE FLUE KIT	45.90
381969	REMEHA INT MECHANICAL CLOCK	32.35
382418	RT500 SALUS PROG ROOM STAT	27.86
382426	RT300RF SALUS RF ELECT T/STAT	30.00

TRADE SPECIAL PRICES

COMBI BOILERS

BETACOM 24C **£379.00** plus vat

BETACOM 30C **£399.00** plus vat



DOVE PLUMBING HEATING **HOT BOILER DEALS**

MAIN Combi 24HE Boiler **only... £458.00**
Including flue & timer clock 'B' rated plus vat

MAIN Combi 30HE Boiler **only... £550.00**
Including flue & timer clock 'B' rated plus vat


36x18 Indirect Cylinder, grade 3 Insulated **£148.00**

Grundfos circulating pump ups 15/50 bare **£56.00**

Grundfos circulating pump ups 15/60 bare **£67.50**

DAB VAGS/130 5 mtr pump **£31.00**

DAB VAGS / 130 6 mtr pump **£36.00**



382639	RTS8 ACL DRAYTON COMBI STAT	12.69
382647	RF700 DIGISTAT PLUS 2RF W/L	100.79
382655	D/STAT-RF601 W/L STAT C/W REC	84.39
382663	ACL 24HOUR PROGRAMMER DRAYTON	47.59
382671	ACL 24HOUR TIMERSWITCH DRAYTON	38.79
382698	B/P/M HE/SE 24H E/M TIMER KIT	24.02



382310	UPS15-50 GRUNFOS BARE PUMP	69.29
382329	UPS15-60 GRUNFOS BARE PUMP	75.84
382361	VA55/130 DAB 5M DOMESTIC PUMP	31.00
382396	VA65/130 DAB 6M DOMESTIC PUMP	36.00
111945	18901 22 BR G/TYPE PUMP VALVE	3.01

402532	COMAP R24 FILLING LOOP	7.10
404004	8L EXV08 EXPANSION VESSEL	24.19
404012	12L EXV12 EXPANSION VESSEL	25.84
404020	18L EXV18 EXPANSION VESSEL	30.28

MORE COMBI BOILERS

382043	105HE BAXI COMBI BOILER ONLY	POA
382078	BAXI DUOTEC HE COMBI28 BOILER	POA
382094	BAXI DUOTEC HE COMBI 33 BOILER	POA
382132	BAXI DUOTEC HE COMBI 40 BOILER	POA
382167	VAIL ECOTEC PRO28HE C/BOILER	POA
382175	VAIL ECOTEC PLUS 837 C/BOILER	POA
382205	WOR G/STAR 24I JUN COMBIBOILER	POA
382213	WOR G/STAR 28I JUN COMBI BOIL	POA
382221	WOR GREENSTAR 255I COMBIBOILER	POA
382248	WOR GREENSTAR 305I COMBIBOILER	POA
382256	WOR G/STAR 30CDI COMBI BOILER	POA
382264	WOR G/STAR 37CDI COMBI BOILER	POA
382272	WOR G/STAR 42CDI COMBI BOILER	POA

CONTACT US FOR THE BEST PRICES!



CENTRAL HEATING INHIBITORS

372760	F1 FERNOX PROTECTOR	15.00
382779	F2 FERNOX SILENCER	16.19
382787	F3 FERNOX CLEANER	14.00
382795	F4 FERNOX LEAK SEALER	12.39

CYLINDER AND TANKS & BYLAW KITS

382302	36X18 GRADE3 INDIRECT CYLINDER	148.00
382434	PC4R FERHAM RECTANGULAR TANK	6.89
382442	BK4R FERHAM BYLAW 30 KIT	18.89
382450	PC20R FERHAM RECTANGULAR TANK	34.49
382469	BK20R FERHAM BY LAW 30 KIT	35.69
382477	PC40R FERHAM RECTANGULAR TANK	86.89
382485	BK40R FERHAM BY LAW 30 KIT	51.59

We're always lowering prices to give you the best deals around!



DESCRIPTION


PRICE £
ea excl vat

DESCRIPTION

PRICE £
ea excl vat

Fresssh Bathroom Suite

Includes Bath, front panel, close coupled WC and cistern, pedestal and basin, taps & wastes. 1 or 2 taphole available



complete
Bathroom suite
from
£175.00
plus vat

Cambridge Bathroom Suite



Includes Bath, front panel, close coupled WC and cistern, pedestal and basin, taps & wastes.

1 or 2 taphole available

complete
Bathroom suite
from
£207.00
plus vat

Fresssh Georgia 4 Piece China Set



Includes WC pan and cistern, basin and pedestal

1 or 2 taphole available



complete
4 pce China set
from
£65.00
plus vat



DESCRIPTION

PRICE £
ea excl vat

DESCRIPTION

PRICE £
ea excl vat

SPECIAL PRICE Baths and Sanitaryware

Twingrip Bath in white
1700mm

Front panel 1700mm

£13.23 plus vat

End panel 800mm

£8.89 plus vat

only...

£91.99
plus vat

Sollia basin 1 or 2 th **£19.23**

Sollia Pedestal **£12.62**

Sollia C/coupled pan **£23.69**

Sollia c/coupled cistern **£27.99**

Cloak room basin **£24.99**

(2 taphole Including brackets)



EXTRA 10%
DISCOUNT
if 4 pcs
purchased



SPECIAL PRICE DOC M PACK



only...

£275.00
plus vat

Pack Includes Low level raised wc pan and cistern, Seat and cover, Wash hand basin, Sequential mixer tap, 4 x 600mm grab rails, 1 x 890mm grab rail, Back rest



SANIFLO



SANIPLUS

SANIFLO SYSTEMS

382531	SANIFLO SYSTEM 1001	229.00
382558	SANIPLUS SYSTEM 1003	366.00

WC SEATS

383104	WH JAVA L/W TOILET SEAT&COVER	5.79
383112	BLK JAVA L/W TOILET SEAT&COVER	5.79
383120	WH NEW ATL CP TOILET SEAT&COV	9.69
383139	BLK NEW ATL CP TOILET SEAT&COV	9.69
383155	WH NORD SILENT TOILET SEAT&COV	30.59

TAPS AND WASTES

382337	PROCLASSIC BASIN PILLAR TAP CP	12.69
382345	PRO CLASSIC BATH PILLAR TAP CP	13.45
382922	PROCLASSIC MONO BASIN MIXER CP	22.35
382930	PRO CLASSIC BATH FILLER CP	36.55
382949	PROCLASSIC BATHSHOWER MIXER CP	45.42



382760	PRO X TOP BASIN PILLAR TAP CP	15.95
382876	PRO X TOP BATH PILLAR TAPS CP	17.54



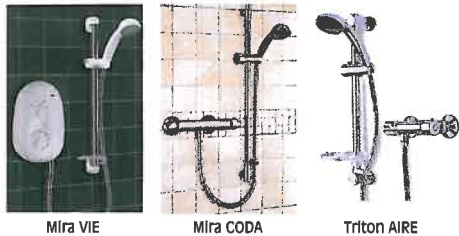
382884	PRO LEVER BASIN PILLAR TAPS CP	14.34
382892	PRO LEVER BATH PILLAR TAPS CP	16.20
382981	PRO LEVER MONBASIN MIXER CP	23.22
383007	PRO LEVER BATH FILLER CP	36.84
383015	PRO LEVER BATH SHOWER MIXER CP	45.60



436860	47019 SLOT BASIN WASTE CP PLUG	5.71
416932	WBSN3C CP ECONOMY BASIN WASTE	5.49
403032	11/4 SLOT BASIN WASTE CAP PLUG	7.69
403040	11/4 PLAS BAS WASTE PLUG&CHAIN	2.99
416517	WBTH6 CHROME LUXURY BATH WASTE	15.49
403016	11/2" BATH COMB WASTE&O/FLOW	5.49
403024	11/2 CP SHOWER WASTE 11/2 TAIL	3.59
404225	47090 11/2" CHROME BASIN PLUG	5.29
404233	47094 11/2" CHROME BATH PLUG	6.19

We're always lowering prices to give you the best deals around!

DESCRIPTION	PRICE £ ea excl vat	DESCRIPTION	PRICE £ ea excl vat
SANITARY FITTINGS			
147230 WB10 RES PAN TO FLOOR FIXING	3.89	395781 SAM 760X760 SQ F/TOP SHOWER TRAY	45.29
147222 WST140 RES WASH BASIN FIXING	4.04	392987 SBL 800X800 SQ F/TOP SHOWER TRAY	49.19
147257 WD8X100RES CORN BASIN FIX SET	3.61	395757 SBU 800X800 SQ L/P SHOWER TRAY	65.19
147214 CBB1 RES CLOAKROOM FIXING	4.45	395161 TAU 800X800 QUAD L/P SHOWER TRAY	72.89
147249 WBP1RES WASH BAS&PED FIX SET	3.56	392588 TBC 900X900 QUAD FTOP SHOWER TRAY	74.89
147206 WBS5N RES SANITARY FIXING	7.42	395773 TBO 900X900 QUAD L/P SHOWER TRAY	84.29
SHOWERS AND VALVES			
382515 MIRA CODA T/ST VALVE&RISER KIT	91.79	395765 SNY 900X800 REC L/P SHOWER TRAY	86.59
382523 TRITON AIRE T/STAT BAR MIX VAL	73.99	392847 SRE 1200X800 REC FTOP SHOWER TRAY	84.29
382507 T301 TRITON 3KW HANDWASH	38.95	395196 SRO 1200X800 REC LP SHOWER TRAY	100.49



DESCRIPTION	PRICE £ ea excl vat
SHOWER TRAYS	
395781 SAM 760X760 SQ F/TOP SHOWER TRAY	45.29
392987 SBL 800X800 SQ F/TOP SHOWER TRAY	49.19
395757 SBU 800X800 SQ L/P SHOWER TRAY	65.19
395161 TAU 800X800 QUAD L/P SHOWER TRAY	72.89
392588 TBC 900X900 QUAD FTOP SHOWER TRAY	74.89
395773 TBO 900X900 QUAD L/P SHOWER TRAY	84.29
395765 SNY 900X800 REC L/P SHOWER TRAY	86.59
392847 SRE 1200X800 REC FTOP SHOWER TRAY	84.29
395196 SRO 1200X800 REC LP SHOWER TRAY	100.49



DESCRIPTION	PRICE £ ea excl vat
SHOWER CUBICLES	
385018 800X800 SIL QUAD SHOWER ENCLOS	274.20
385034 800mm SIL BI-FOLD SHOWER DOOR	195.00
385042 800mm SIL PIVOT SHOWER DOOR	162.55
385050 800mm SIL SHOWER SIDE PANEL	119.29
385085 900X900 SIL QUAD SHOWER ENCLOS	283.00
385107 900mm SIL BI-FOLD SHOWER DOOR	207.59
385115 900mm SIL PIVOT SHOWER DOOR	173.50



DESCRIPTION	PRICE £ ea excl vat
385123 900mm SIL SHOWER SIDE PANEL	126.00
385077 1000mm SIL SLIDING SHOWER DOOR	189.55
385069 1200mm SIL SLIDING SHOWER DOOR	202.50
390828 AQUARIUS H/F BATH PANEL SILVER	62.29

DESCRIPTION	PRICE £ ea excl vat	DESCRIPTION	PRICE £ ea excl vat
-------------	------------------------	-------------	------------------------

Quality SHOWER DOORS

800mm Silver Bi-Fold Shower Door	£195.00
800mm Silver Pivot Shower Door	£162.55
900mm Silver Bi-Fold Shower Door	£207.59
900mm Silver Pivot Shower Door	£173.50
800mm Quadrant Shower Enclosure	£274.20
900mm Quadrant Shower Enclosure	£283.00

GRANT WESTFIELD Multipanel

£78.00 plus vat

2400 x 1200mm / 2400 x 900mm

DESCRIPTION	PRICE £ ea excl vat
SHOWER ACCESSORIES	
392405 HHP COMBO CHROME SHOWER KIT	17.09
392413 HHN SILHOUETTE CH SHOWER KIT	20.59
392464 HDE CH LUNAR SHOWER HEAD	5.09
392545 HDD WH LUNAR SHOWER HEAD	4.29
394823 HFE WHITE HYDRO SHOWER HEAD	7.49
394858 HFF CHROME HYDRO SHOWER HEAD	8.29
394068 HBB 1.50MX11mm SS SHOWER HOSE	4.39
392448 HBC 1.75MX11mm SS SHOWER HOSE	4.79
392456 HBA 1.25MX11mm SS SHOWER HOSE	4.09
392391 MHA 1800X2000 WH SHOWER CURTAIN	6.29
394211 MGA 1800X1800 WH SHOWER CURTAIN	5.59

WHITE CERAMIC TILES

200 x 200mm Bumpy white box 25 £9.75
150 x 150mm Gloss white box 44 £12.76

DESCRIPTION	PRICE £ ea excl vat
TILES TRIMS, TOOLS AND DRILL BITS	
391646 BBS621 WHITE BUDGET TILE TRIM	1.49
391751 SOFT PEACH BUDGET TILE TRIM	1.49
391565 7mm WH ECON TILE EDGE TILERITE	0.69
391573 7mm SP ECON TILE EDGE TILERITE	0.69
391581 9mm WH ECON TILE EDGE TILERITE	0.69
391603 9mm SP ECON TILE EDGE TILERITE	0.69
391611 12mm WH ECON TILE EDGE TILERITE	0.99
391638 12mm SP ECON TILE EDGE TILERITE	0.99
391654 10mm SIL LSHAPE TILE EDGE	4.89
391662 12mm SIL LSHAPE TILE EDGE	4.89
391778 8mm SILVER ECONOMY TILE TRIM	4.89
391670 10mm SIL ROUND TILE EDGE	4.89
391689 12mm SIL ROUND TILE EDGE	4.89
391786 8mm SIL ECO T/TRIM CORNERS PK2	4.19
391794 10mm SIL ECO T/TRIM CORNERS P2	4.19
391808 12mm SIL ECO T/TRIM CORNERS P2	4.19
391530 2mm L/LEG TILE SPACERS PK250	1.29
391735 2mm L/LEG TILE SPACERS PK 500	2.39
391549 3mm L/LEG TILE SPACERS PK250	1.59
391743 3mm L/LEG TILE SPACERS PK 500	2.99
391557 SPACER PEGS PK 1000 TILE RITE	1.49
243426 6 PRO NOTCHED TROWEL TILE RITE	6.28
243434 10 PRONOTCHED TROWEL TILE RITE	6.28
243612 LNT523 12mm PROF NOTCH TROWEL	5.29
243620 PGF531 RITE GROUT FLOAT	6.99
243647 PG555 PRO GROUTING SPONGE	1.79
391506 DUAL PURP ADH/GROUT SPREADER	2.19
243450 GR518 GROUT RAKE TILE RITE	5.22
243418 600 MAN TILE CUTTER TILE RITE	30.84
243639 WTC503 WHEEL TILE CUTTER	4.39
243469 PRO TILE NIPPER TILE RITE	12.58
243485 MITRE SHEAR & GUIDE TILE RITE	19.92
243493 TS504 6" TILE SAW TILE RITE	6.06
243515 6" ROD SAW BLADE FOR TS504	2.42
243477 TCC120 CONTOUR GAUGE TILE RITE	9.00
391514 DIY TILE SPONGE TILE RITE	1.10
243507 SEALANT REMOVER TILE RITE	6.20
243523 6mm NONSLIP DRILL BIT TILE RITE	4.42
243531 8mm NONSLIP DRILL BIT TILE RITE	4.72
243558 6mm DIAM DRILL BIT TILE RITE	5.02
243566 8mm DIAM DRILL BIT TILE RITE	6.06
243574 10mm DIAMOND DRILL BIT TILERITE	7.12
243655 DDW290 12mm DIAMOND DRILL TR	6.79
243582 18mm DIAMOND DRILL BIT TILERITE	12.82
243590 25mm DIAMOND DRILL BIT TILERITE	17.82
243604 COOL SYS & GUIDE FOR TR DIA DRILL BIT	28.96

TRADE PRICE SHOWERS

TRADE SPECIAL PRICES

mira

Mira VIE 8.5kw W/C Electric Shower **£95.99**

Mira VIE 9.5kw W/K Electric Shower **£98.09**

Mira VIE 10.8kw W/C Electric Shower **£105.49**

Mira VIE 10.8kw S/C Electric Shower **£111.28**

Galaxy

Galaxy 8.5kw Aqua 1000 WH Elec **£64.29**

Galaxy 8.5kw Aqua 2000 WH Elec **£74.09**

Galaxy 9.5kw Aqua 3000 WH Elec **£83.59**






Galaxy 10.5kw Aqua 3000 WH Elec **£94.09**

413615 CH SOLO THERM SM BAR SHOWVALVE	87.19
---------------------------------------	-------

We're always lowering prices to give you the best deals around!

Kitchen units & Sinktops

Plumbing Accessories / Electrical

DESCRIPTION	PRICE £ ea excl vat	DESCRIPTION	PRICE £ ea excl vat
MASTIC SILICONE TILE ADHESIVE & GROUT			
360619 C3 FOREVER WHITE SILICONE	9.14		
360422 C3 TRANS BATH&SANITARY SILICON	2.89		
360430 C3 WH BATH&SANITARY SILICONE	2.89		
360503 C3 WH BATH & KITCHEN SEALANT	1.19		
360716 C3 CLEAR GEN PURPOSE SILICONE	2.49		
360724 C3 WHITE GEN PURPOSE SILICONE	2.49		
360996 C3 PROFESSIONAL SEALANT GUN	4.84		
390135 3.5KG CERAMIX NS WALL TILE ADH	3.22		
390100 3.5KG WETMIX WP WALL TILE ADH	4.99		
390119 7.5KG WETMIX WP WALL TILE ADH	8.99		
390143 1L MPLUS FIX & GROUT TILE ADH	4.40		
390178 5L MPLUS FIX & GROUT TILE ADH	16.86		
390216 1KG WH POWDER WALL TILE GROUT	1.19		
390224 3KG WH POWDER WALL TILE GROUT	2.19		
390070 20KG GREY PERMASET WP TILE ADH	24.09		
390054 20KG GREY FASTSET TILEADHESIVE	14.09		
390062 5KG GREY GAPFIL W&F TILE GROUT	4.49		
390402 20KG GRY GAPFIL W&F TILE GROUT	14.81		
KITCHEN SINKS			
			
		Rollfront	s/bowl l/h drainer
94056 100X600 SS SB LH R/FRONT SINK	59.79		
94064 100X600 SS SB RH R/FRONT SINK	59.79		
94099 950X508 SS SB LH COATED SINK	38.59		
94102 950X508 SS SB RH COATED SINK	38.59		
KITCHEN TAPS AND WASTES			
382388 PRO CLASSIC SINK PILLAR TAP CP	16.69		
382973 PRO CLASSIC DECK SINK MIXER CP	32.97		
382965 PRO CLASSIC MONO SINK MIXER CP	33.85		
382914 PRO X TOP SINK PILLAR TAPS CP	21.59		
382906 PRO LEVER SINK PILLAR TAPS CP	16.97		
			
383031 PRO LEVER DECK SINK MIXER CP	33.69		
383023 PRO LEVER MONO SINK MIXER CP	33.87		
			
403008 11/2" SINK COMB WASTE&O/FLOW	2.28		
403059 11/2" SINK COMB WASTE&O/FLOW	8.19		
403067 47211 11/4" SINK WASTE SOLID	8.19		
403075 47213 11/2" SINK WASTE SOLID	5.98		
403083 47230 11/2 BASK STRAINER WASTE	7.69		
KITCHEN UNITS SINKS TAPS & WASTES			
			
88897 AMALFI 500mm BASE UNIT	45.89		
88889 AMALFI 1000mm BASE UNIT	48.29		
88951 AMALFI 500mm DRAWER UNIT	89.29		
88854 AMALFI 500mm WALL UNIT	42.69		
88803 AMALFI 1000mm WALL UNIT	48.29		
KITCHEN WORKTOP			
99627 3000X600X30 B/BEIGE WORKTOP	40.29		
CARDER PLUMBING ACCESSORIES			
			
400815 80401 1/2 VACCA FLAT WASHERPK 10	1.09		
400823 80403 3/4 VACCA FLAT WASHERPK 10	1.39		

DESCRIPTION	PRICE £ ea excl vat	DESCRIPTION	PRICE £ ea excl vat
400092 80415 1/2 DELTA TAP WASHER PK 5	0.89	400556 6720 O/FLO KIT FOR C/C SUITE	9.89
400106 80416 3/4 DELTA TAP WASHER PK 5	0.89	400610 50846 CP PILL WOOD SEAT HING	14.69
400114 80411 1/2 PEGLER TAP WASHER PK 5	0.59	400602 50812 CLOSE COUPLING KIT	5.29
400122 80412 3/4 PEGLER TAP WASHER PK 5	0.69	400599 50475 GRAB TYPE CISTERN LEVER	8.29
400297 80461 RUB SHOW FLEX WASHER PK 5	0.89	404179 40400 STABILITY CHAIN & S/HOOK	5.89
400289 27108 WASHMAC HOSE WASHERS PK 5	0.61		
400130 80430 1/2" POLY WASHER PK 10	0.81		
400149 80432 3/4" POLY WASHER PK 10	0.81		
400157 80434 1" POLY WASHERS PK 5	0.81		
400165 80435 11/4 BASIN POLY WASHER PK 5	0.79		
400262 80456 1/2" TOP HAT WASHERS PK 2	0.59		
400270 80457 3/4" TOP HAT WASHERS PK 2	0.59		
400327 65230 11/4 BOTTLE TRAP WASHER PK 5	0.69		
400335 80451 11/2 BOTT TRAP WASHER PK 5	0.69		
400505 35945 8mm BR COMPRESS OLIVE PK 5	1.29		
400513 35946 10mm BR COMP OLIVES PK 5	1.59		
400521 65389 12mm BR COMP OLIVE PK 5	1.59		
400017 35948 15mm COMP OLIVES PK 10	2.39		
400025 35949 22mm BR COMP OLIVES PK 5	1.79		
400033 35952 3/4" BR COMP OLIVES PK 5	2.49		
404152 79400 SIZE 00 HOSE CLIP PK 2	1.19		
404160 79401 SIZE 0 HOSE CLIP PK 2	1.19		
400041 14100 1/2 FIBRE C&L WASHER PK 10	0.71		
400068 14101 3/4" FIBRE C&L WASHERS	0.71		
400246 65190 1/2" BALL TAP WASHER PK 10	0.69		
400440 23400 NYLON SEAT & WASHERS PK 5	1.12		
400432 23402 BALLVALVE REPAIR KIT	1.19		
400173 23450 11/4 DIAPHRAGM WASHER PK 5	0.99		
400203 23451 11/4" HUSHFLOW WASHER	1.23		
400181 23452 11/4" TORBECK WASHER	2.79		
400254 80458 1/2" MT COCK WASHER PK 5	0.69		
400386 27110 PLASTIC Y PIECE	1.99		
400238 50805 NYLON LEVER ARM PK 1	1.09		
400211 50855 SMALL AND LARGE C HOOK	1.12		
400408 06501 BRASS RADIATOR KEYS PK 2	1.73		
400394 06502 ALLOY RADIATOR KEYS PK	1.09		
400343 47820 11/2" BLK BASIN PLUG PK 2	0.71		
400378 47830 11/2&13/4 BLACK PLUG	0.61		
400351 47833 13/4 BLK BATH PLUG PK 2	0.71		
400300 65510 12" CP BASIN CHAIN & STAY	1.19		
400319 47810 18" CP BALL CHAIN & S HOOK	1.19		
400483 47837 CP TAP HOLE STOPPER	2.16		
400491 47838 WHITE TAP HOLE STOPPER	1.76		
400564 50826 WHITE SEAT FITTINGS	3.89		
400572 50824 BLACK SEAT FITTING	3.79		
400548 50815 RUBBER DOUGHNUT WASHER	1.49		
400580 68690 BERGIN OVERFLOW KIT	5.39		
			
		ELECTRICAL	
196290 PPJ006E FUSED 13AMP 3PIN PLUG	1.19		
199842 PPJ050 5-A SMALL JUNCT BOX	1.29		
196460 PPJ051 20A WH LAR JUNCTION BOX	1.29		
196479 PPJ052 30A WH JUNCTION BOX	1.49		
196541 PPJ071T 1G FLUSH SWITCH SOCKET	2.19		
196568 PPJ072T 2G FLUSH SWITCH SOCKET	2.79		
196584 PPJ074T WH 1G 2W F/WALL SWITCH	1.29		
196592 PPJ075T WH 2G 2W F/WALL SWITCH	2.09		
208582 45A CEIL PULL SWITCH PRE-PACK	9.99		
196622 PPJ076T WH 20A DP SWITCH&NEON	5.29		
196630 PPJ076JT 13A SWITCH FUSED SPUR	5.59		
196649 PPJ076KT 13A SWITCH FSPUR&NEON	5.79		
196703 PPJ076YT 13A UNSWITCH F/SPUR	3.69		
196711 PPJ077T WHITE 16mm PATTRESS	0.79		
196746 PPJ078T 32mm SINGLE PATTRESS	0.99		
196762 PPJ079T 32mm DOUBLE PATTRESS	1.29		
196916 PPJ115 16mm SINGLE METAL BOX	0.79		
196924 PPJ116 35mm SINGLE METAL BOX	0.99		
196932 PPJ116A 25mm SINGLE METAL BOX	0.99		
196940 PPJ117 35mm DOUBLE METAL BOX	1.39		
196959 PPJ117A 25mm DOUBLE METAL BOX	1.19		
196983 PPJ118 35mm 1G DRY LINING BOX	0.99		
196991 PPJ119 35mm 2G DRY LINING BOX	1.39		
196835 PPJ106 6W 5A CONNECTING STRIP	0.99		
196843 PPJ108 6W 15A CONNECTING STRIP	1.39		
196851 PPJ109 6W 30A CONNECTING STRIP	1.59		
199850 PPJ114 CARD ASSORTED FUSE WIRE	0.49		
199869 5MX19mm WH INSULATION TAPE	0.69		
199877 5MX19mm BLK INSULATION TAPE	0.69		
197702 4" WALL/CEILING FAN WITH TIMER	22.19		
208930 C0400CE FST ALERT C/MONO ALARM	47.19		
209058 FG888LCB F/ALERT FAM S/DETECT	7.29		
199729 10MX1.5mm 6242Y T&E CABLE JEGS	7.99		
199745 5MX2.5mm 6242Y T&E CABLE JEGS	6.59		
199753 5MX6.0mm 6242Y T&E CABLE JEGS	13.99		

We're always lowering prices to give you the best deals around!

